





L.T. ELEVATOR®

L.T. Elevator Limited

Investor Presentation

Disclaimer

This presentation or any other documentation or information (or any part thereof) delivered or supplied should not be deemed to constitute prospectus or placement memorandum or an offer to acquire any securities. No representation or warranty, express or implied is made as to, and no reliance should be placed on, the fairness, accuracy, completeness or correctness of such information or opinions contained herein. The information contained in this presentation is only current as of its date.

This presentation contains statements that contain "forward looking statements" including, but without limitation, statements relating to the implementation of strategic initiatives, and other statements relating **L. T. Elevator Limited** future business developments and economic performance. While these forward looking statements indicate our assessment and future expectations concerning the development of our business, a number of risks, uncertainties and other unknown factors could cause actual developments and results to differ materially from our expectations. These factors include, but are not limited to, general market, macro economic, governmental and regulatory trends, movements in currency exchange and interest rates, competitive pressures, technological developments, changes in the financial conditions of third parties dealing with us, legislative developments, and other key factors that could affect our business and financial performance. We undertakes no obligation to publicly revise any forward looking statements to reflect future likely events or circumstances.

This presentation cannot be copied and disseminated in any manner. No person is authorized to give any information or to make any representation not contained in and not consistent with this presentation and, if given or made, such information or representation must not be relied upon as having been authorized by or on behalf of the Company. The Company or its Book Running Lead Manager will not be in any way responsible for any action taken based on such statements and undertakes no obligation to publicly update these forward-looking statements to reflect subsequent events or circumstances.

Company Overview

L. T. Elevator Limited: Elevating Standards in Vertical Transit

L.T. ELEVATOR®

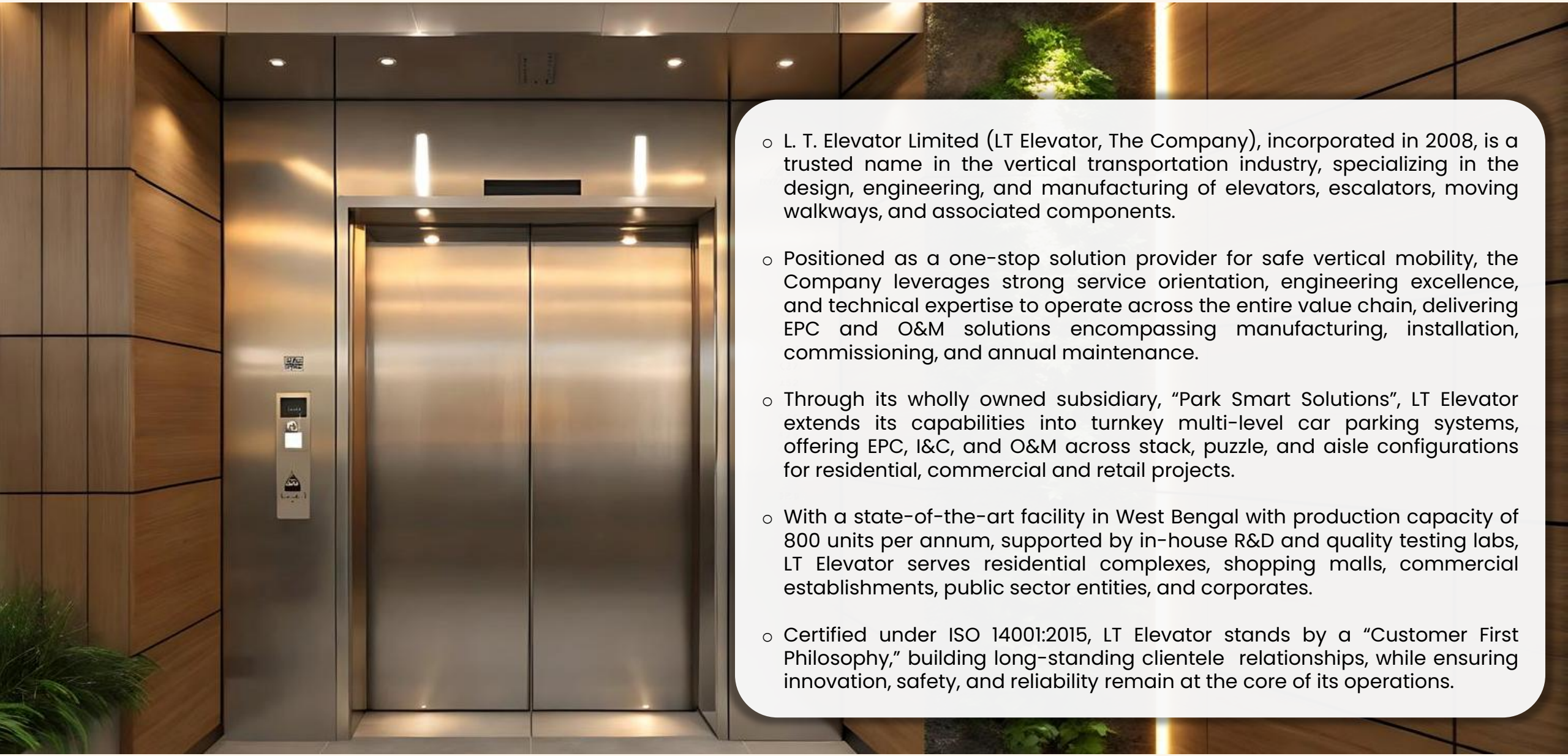

- L. T. Elevator Limited (LT Elevator, The Company), incorporated in 2008, is a trusted name in the vertical transportation industry, specializing in the design, engineering, and manufacturing of elevators, escalators, moving walkways, and associated components.
- Positioned as a one-stop solution provider for safe vertical mobility, the Company leverages strong service orientation, engineering excellence, and technical expertise to operate across the entire value chain, delivering EPC and O&M solutions encompassing manufacturing, installation, commissioning, and annual maintenance.
- Through its wholly owned subsidiary, "Park Smart Solutions", LT Elevator extends its capabilities into turnkey multi-level car parking systems, offering EPC, I&C, and O&M across stack, puzzle, and aisle configurations for residential, commercial and retail projects.
- With a state-of-the-art facility in West Bengal with production capacity of 800 units per annum, supported by in-house R&D and quality testing labs, LT Elevator serves residential complexes, shopping malls, commercial establishments, public sector entities, and corporates.
- Certified under ISO 14001:2015, LT Elevator stands by a "Customer First Philosophy," building long-standing clientele relationships, while ensuring innovation, safety, and reliability remain at the core of its operations.

At a Glance: Facts & Figures

L.T. ELEVATOR®

15+
Years In Business

800 Units/Annum
Production Capacity

24 x 7
Service Back-up

In-House R&D
Facility

ISO 14001:2015
Certified

₹ 20,285.14 Lakhs
Order Book
(incl. subsidiary)

25 States
In Presence

One-Stop
Solution Provider

355+
Team Size
(incl. subsidiary)

FY25 (₹ in Lakhs)
Revenue: 5,652.14
EBITDA: 1,522.83
PAT: 894.34

Board of Directors

L.T. ELEVATOR®

Mr. Arvind Gupta

Managing Director

More than 38 years of experience

Mrs. Usha Gupta

Whole-time Director

More than 13 years of experience

Mr. Yash Gupta

Non-Executive Non-Independent Director

More than 5 years of experience

Business Overview

Business Vertical - LT Elevator

L.T. ELEVATOR®

End-to-End Elevator Solutions:

- Manufacturing
- Installation
- Commissioning

Caters to:

- Residential Complexes
- Shopping Malls
- Commercial Buildings

Annual Maintenance of Vertical Transportation System (Elevators):

- Annual Maintenance Contracts (AMC) for each installed elevator
- Site-specific execution ensuring personalized service

Maintenance includes:

- Routine upkeep of elevators
- Breakdown support whenever required
- Replacement of parts as per contract terms

Customer base includes:

- Public Sector Entities (Including Railways)
- Private Corporates
- Standalone Individual Projects

Operates under a B2B framework on a 'made-to-order' basis

24×7 round-the-clock service commitment to ensure reliability

Product Portfolio – LT Elevator

L.T. ELEVATOR®

Automatic Elevators

- Motorized doors with **safety sensors**
- Require **more shaft space**
- Ideal for **high-rise apartments, offices, malls**
- Enhances **accessibility** and user convenience



Manual Elevators

- **Collapsible iron doors**, manually operated
- **Space-efficient** and **budget-friendly**
- Durable, easy to maintain
- Used in **residential and commercial buildings**



Semi-Automatic Elevators

- **Telescopic doors** manually operated
- **Automated movement** ensures smooth ride
- **Cost-effective** yet modern
- Suitable for **mid-range applications**

Product Portfolio - Park Smart Solutions (Subsidiary)

L.T. ELEVATOR®



Goods Elevators

Passenger Elevators

Home Elevators (Single Phase)

Hospital Elevators

Manual & Automatic Multi-Level / Automated Car Parking Systems (APS)

An Automated Parking System (APS) is a mechanical system that parks cars in multi-level layers to maximize space and minimize land use. Unlike traditional garages, APS uses automated transport to place and retrieve cars, eliminating wasted space and construction costs. It works like an automated storage system for vehicles, efficiently finding and managing available slots.

Park Smart Solutions (Subsidiary)

L.T. ELEVATOR®

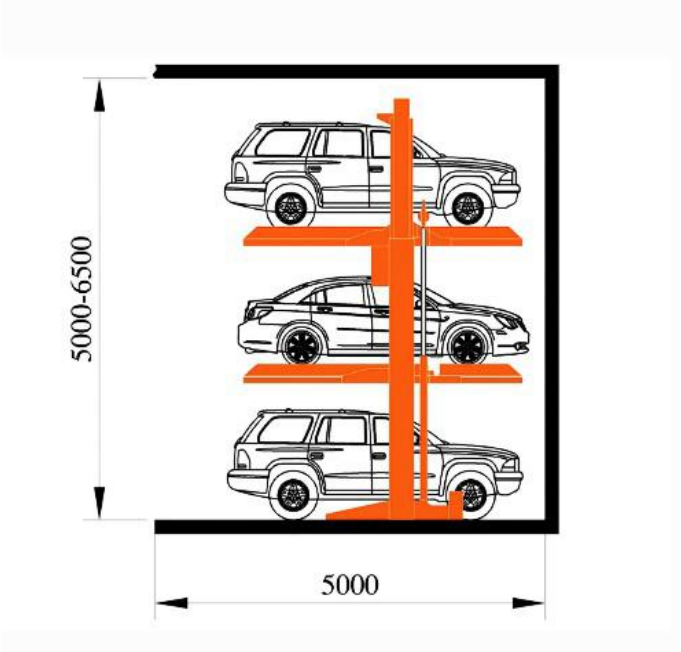

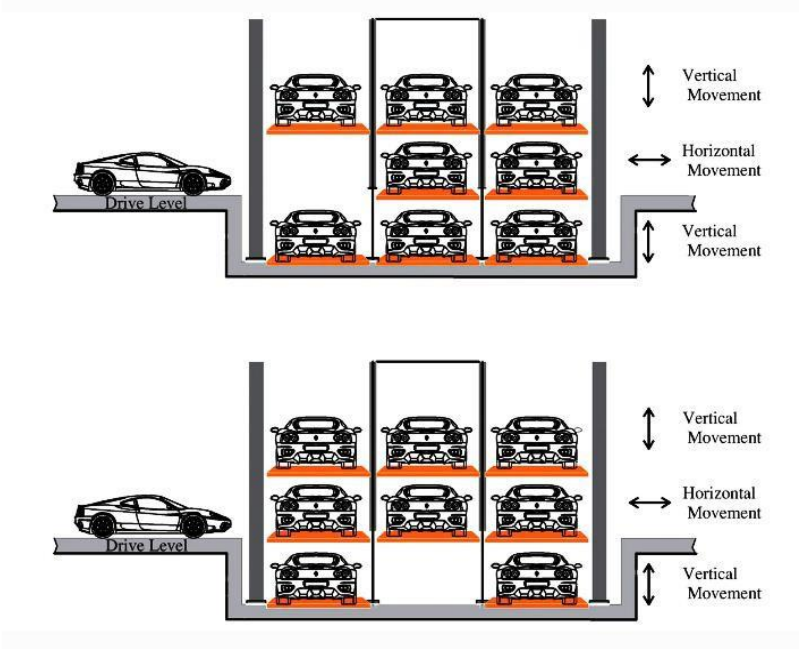

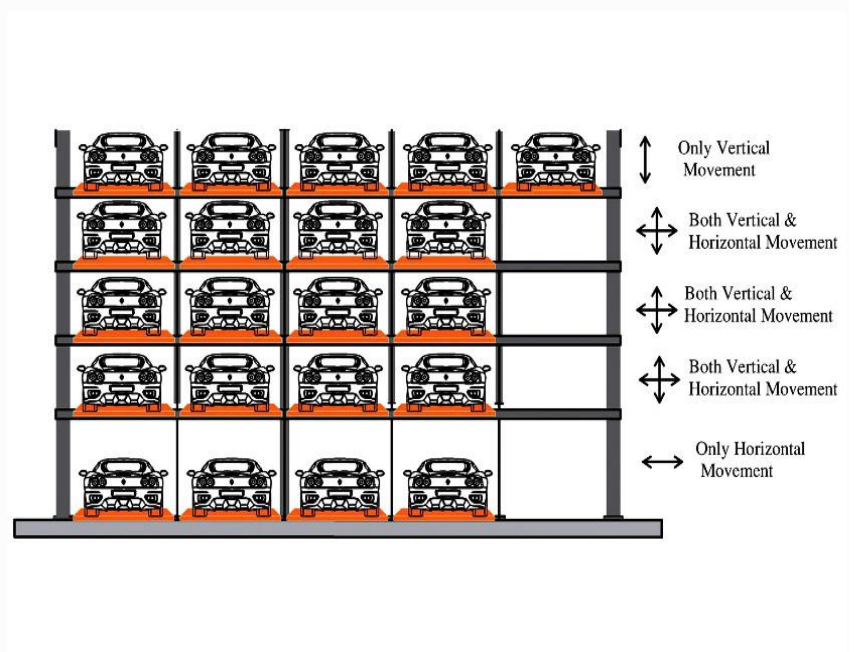

Stack Parking System

- Vehicles parked **vertically** using mechanical lifts/platforms
- **Maximizes space efficiency** in urban areas

Puzzle Parking System

- Moves cars **horizontally and vertically**
- **Access any vehicle** without relocating others
- Ideal for **complex parking requirements**

Aisle Parking System (APS)

- **Automated system** for parking and retrieval of vehicles
- Uses **technology & machinery** for efficient movement
- **Maximizes space** and provides **driver convenience**

State-of-the-art Manufacturing Facility

L.T. ELEVATOR®

Total Capacity & Capacity Utilization

L.T. ELEVATOR®

LT Elevator Limited: Elevator

Particular	FY25	FY24	FY23
Installed Capacity (Units PA)	800	800	800
Installed Capacity (Units PA)	503	390	350
Utilization (%)	62%	49%	44%

Park Smart Solutions Limited: Multi-level Car Parking System

Particular	FY25	FY24	FY23
Installed Capacity (Units PA)	1,600	1,200	800
Utilized Capacity (Units PA)	1,140	680	350
Percentage of Utilization (%)	71%	57%	44%

Geographical Presence

L.T. ELEVATOR®

	State
1.	Andaman
2.	Andhra Pradesh
3.	Arunachal
4.	Assam
5.	Bihar
6.	Chhattisgarh
7.	Delhi
8.	Gujrat
9.	Haryana
10.	Hyderabad
11.	Jharkhand
12.	Kerala
13.	Madhya Pradesh

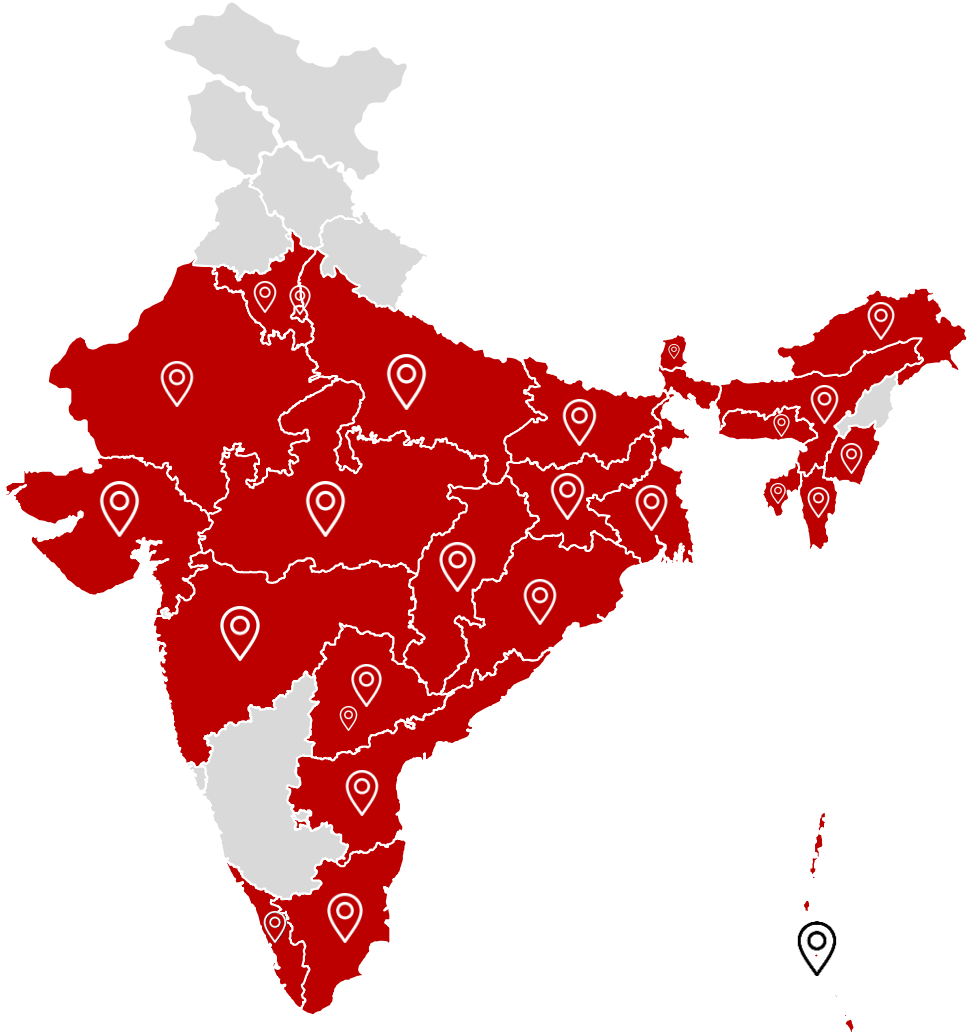

	State
14.	Maharashtra
15.	Manipur
16.	Meghalaya
17.	Mizoram
18.	Odissa
19.	Rajasthan
20.	Sikkim
21.	Tamil Nadu
22.	Telangna
23.	Tripura
24.	Uttar Pradesh
25.	West Bengal

Geographical Presence (Subsidiary)

L.T. ELEVATOR®

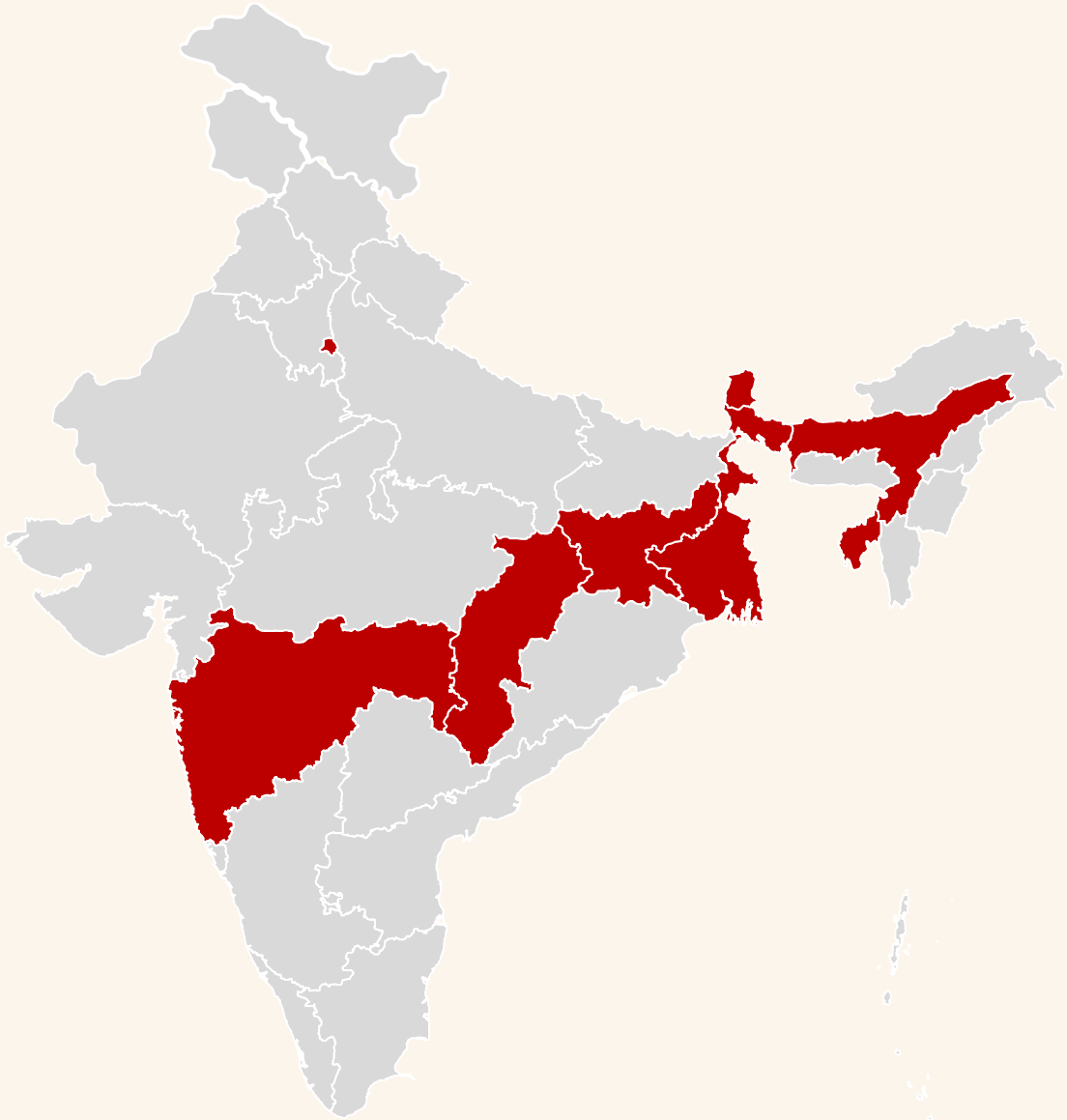

	West Bengal
	Delhi
	Sikkim
	Assam
	Maharashtra
	Chhattisgarh
	Jharkhand
	Tripura

Segment Wise Revenue Breakup

L.T. ELEVATOR®

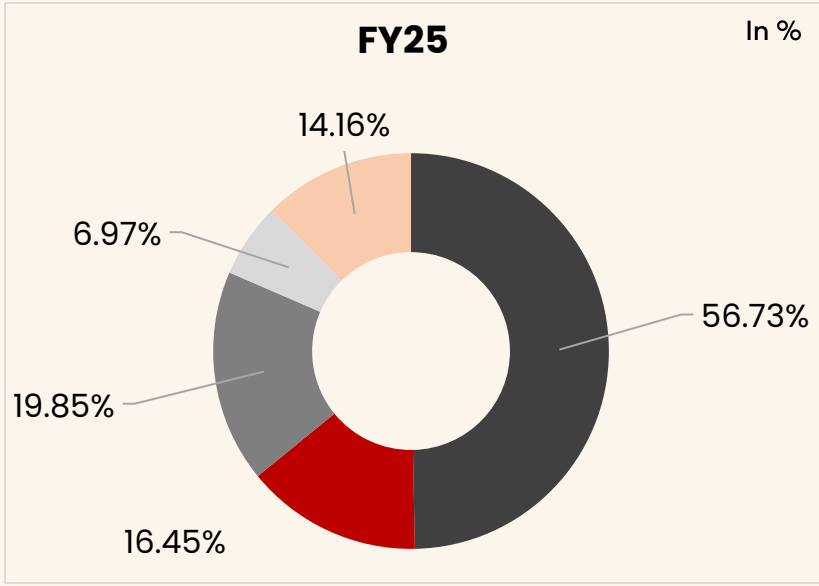

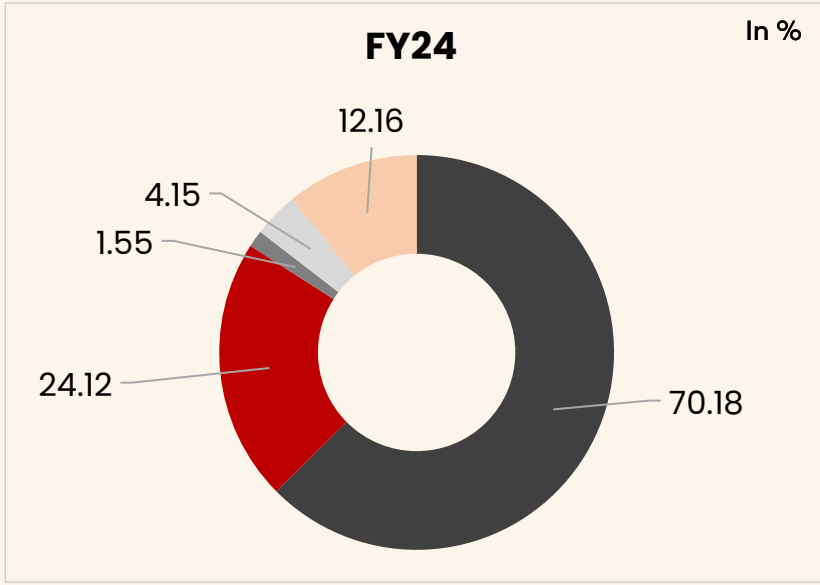

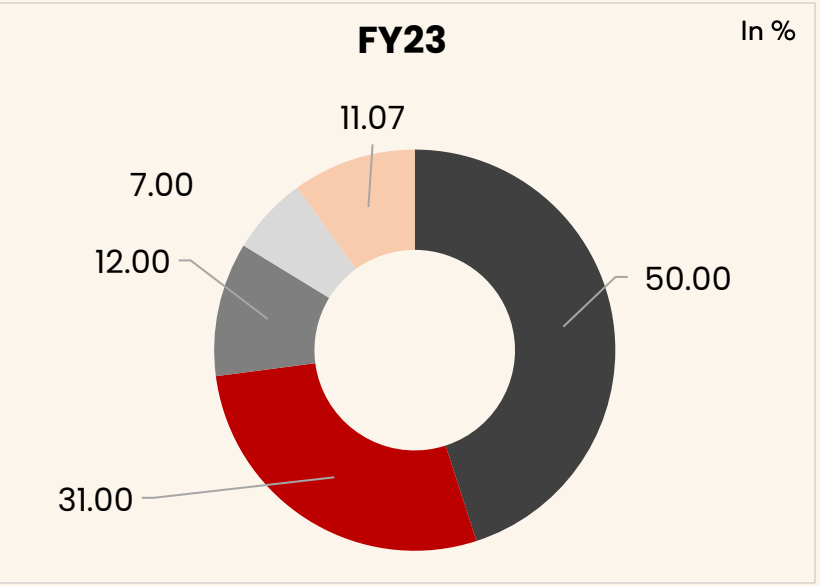

Automatic elevators | Manual elevators | Multi-level Car Parking System/ Automated Parking System* | Spare & Others | Maintenance income

In ₹ Lakhs

Particulars	FY25	FY24	FY23
Automatic elevators	2,282.68	2,474.33	1,529.05
Manual elevators	661.83	850.57	934.46
Multi-level Car Parking System/ Automated Parking System*	798.86	54.83	371.19
Spare & Others	280.42	146.15	224.10
Maintenance income	663.98	487.90	380.63
Total	**4,687.77**	**4,013.78**	**3,439.43**

Segment Wise Revenue Breakup (Subsidiary)

L.T. ELEVATOR®

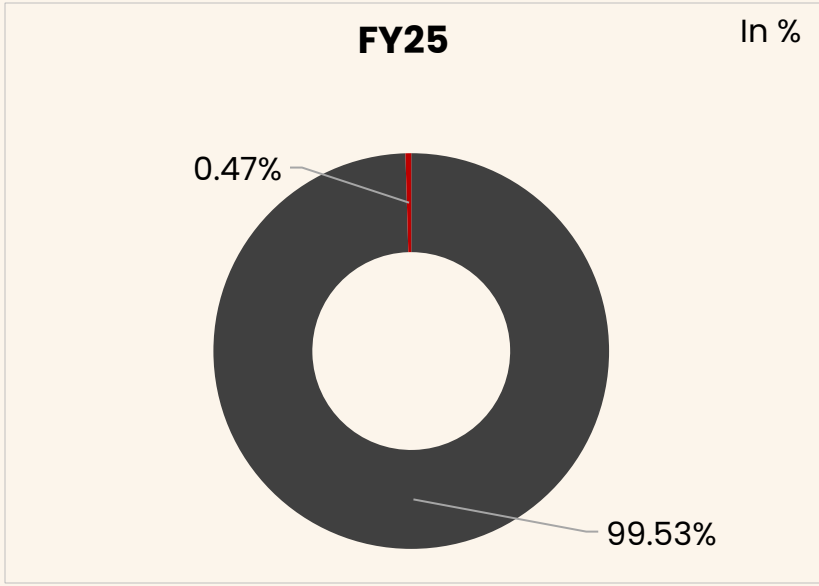

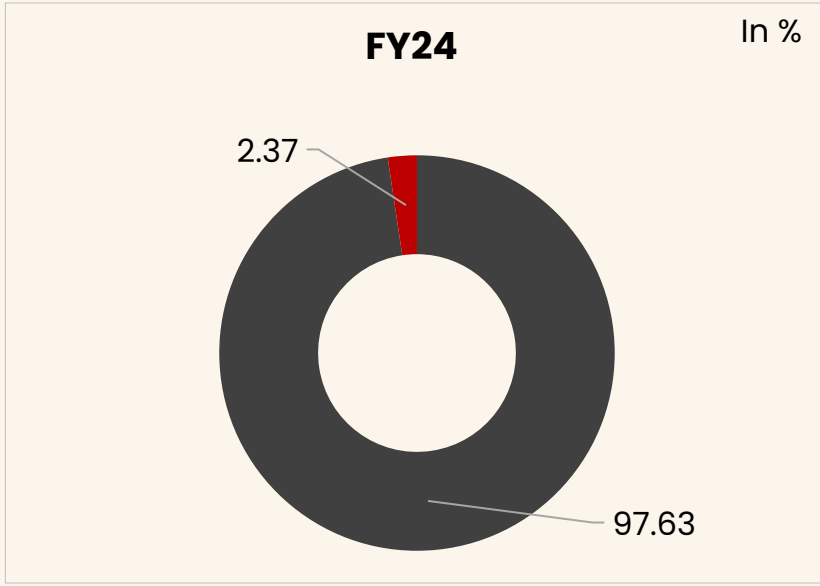

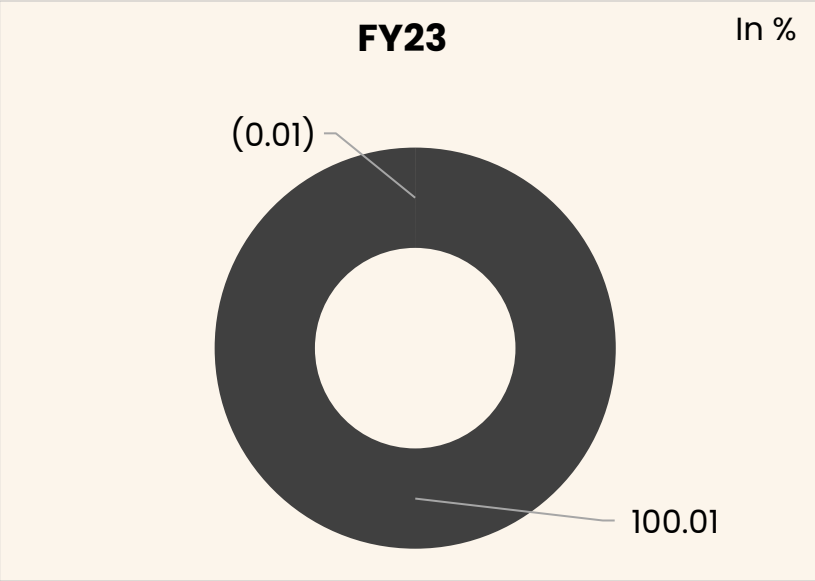

Multi-level Car Parking System/ Automated Parking System* | Spare & Others

In ₹ Lakhs

Particulars	FY25	FY24	FY23
Multi-level Car Parking System/ Automated Parking System*	3,029.85	1,512.29	739.38
Spare & Others	14.43	36.70	-0.09
Total	**3,044.28**	**1,548.99**	**739.29**

Sector Wise Revenue Breakup

L.T. ELEVATOR®

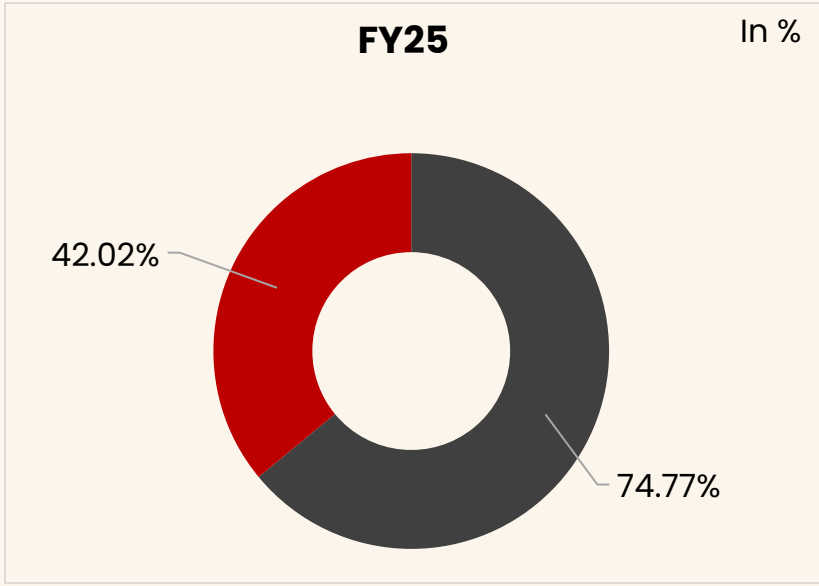

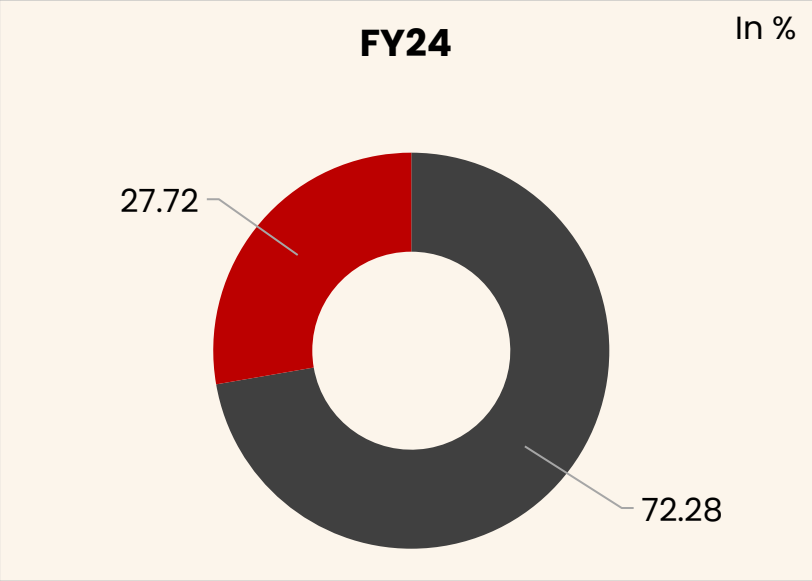

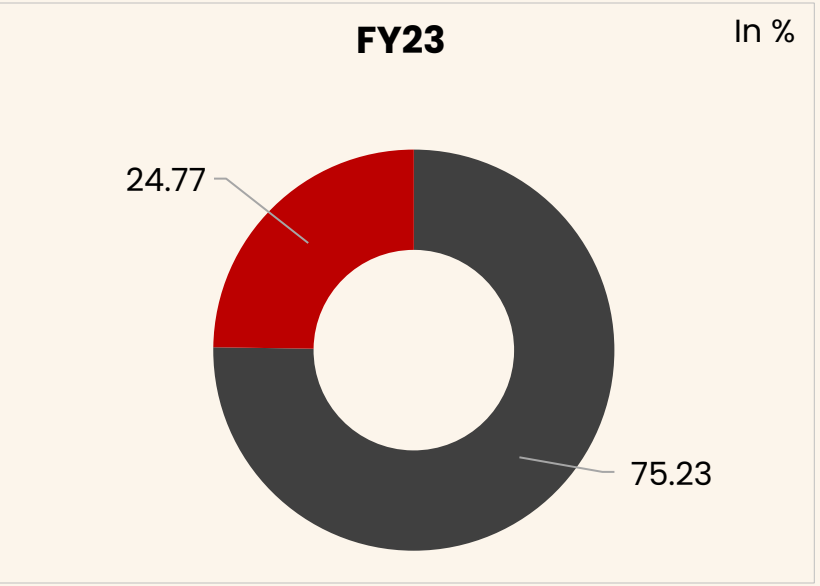

Private Government

In ₹ Lakhs

Particulars	FY25	FY24	FY23
Private	3,001.26	2,901.00	2,587.40
Government	1,686.51	1,112.78	852.03
Total	**4,687.77**	**4,013.78**	**3,439.43**

Sector Wise Revenue Breakup (Subsidiary)

L.T. ELEVATOR®





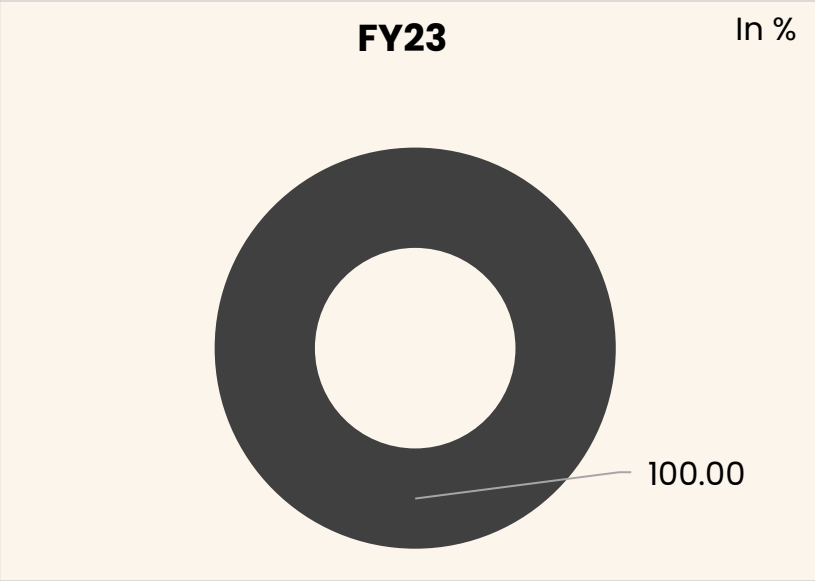

Private Government

In ₹ Lakhs

Particulars	FY25	FY24	FY23
Private	3,044.28	1,557.70	743.92
Government	0.00	0.00	0.00
Total	**3,044.28**	**1,557.70**	**743.92**

End-to-End Quality Control and R&D

L.T. ELEVATOR®

Quality Control at Each Stage

- Quality team supervises all production stages
- ISO 14001:2015 QMS integrated across operations
- Ensures reliability, integrity, and compliance
- Maintains quality via standardization and process control
- Guarantees service excellence in all customer interactions

Product Inspection & Quality Control

- **Incoming Inspection:** Raw materials checked and supervised by the quality team; only QC-approved items enter production
- **Outgoing Quality Control:** Finished products tested per specifications and sampling plan, assigned serial numbers, packaged, and stored for dispatch
- Records maintained for all inspections and QC processes

Research & Development (R&D)

- In-house R&D tests materials and products at all stages
- QA & QC teams ensure compliance with customer specifications
- Supports market expansion by maintaining high-quality standards and minimizing rejections
- Generates value through reliable, standards-compliant products



Industry Overview

Strategic Forces Powering the Elevator Industry Growth Engines Fueling the Elevator Industry

L.T. ELEVATOR®

Infrastructure Modernization

Aging infrastructure worldwide is fueling replacement demand for modern, energy-efficient elevators. In India, the push for retrofitting older buildings with smart systems is accelerating adoption of machine room-less and digital elevators.

Sustainability & Green Buildings

Global commitments to sustainable construction are boosting demand for IoT-enabled, energy-saving elevators. Green building certifications and eco-friendly design standards are making smart, sustainable elevators a preferred choice for new projects.

Innovation for Modern Needs

Next-generation elevators are being developed to handle increased traffic, integrate with digital building systems, and improve safety and efficiency. This innovation pipeline is positioning the industry for long-term, technology-led growth.

Expanding Commercial Demand

Sectors like metro rail, airports, shopping malls, hospitals, and corporate hubs require large-capacity elevators to manage high footfall. This is emerging as a strong demand engine, particularly in rapidly developing urban centers.

Global Elevators Market in (US Dollar)

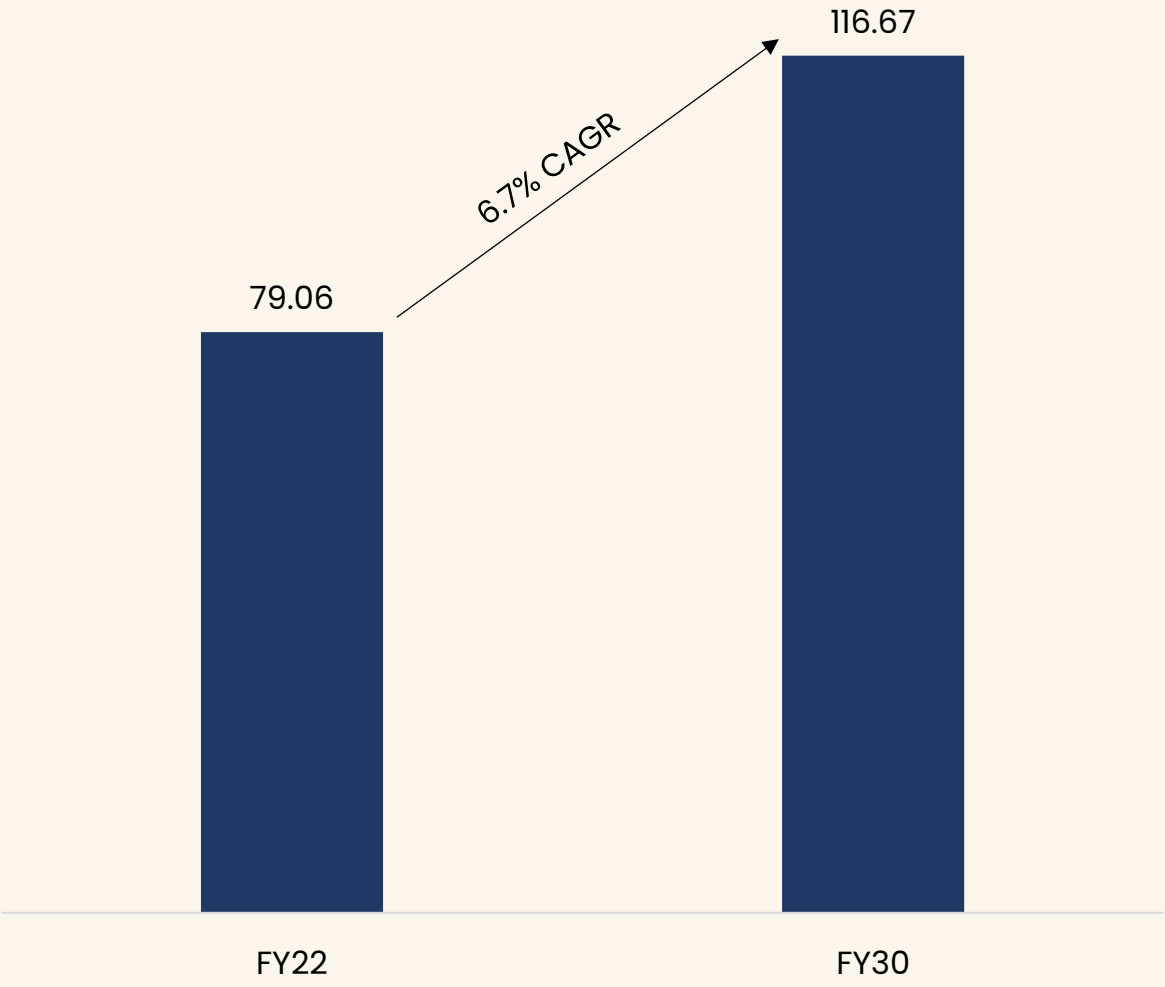

Source: DRHP

Key Drivers Shaping the Smart Parking Systems Industry

L.T. ELEVATOR®

Elevator industry growth projected at
6–8% globally and in India

Smart Cities Mission funding crossed
USD 86.43 billion

Urbanization Fueling Infrastructure Expansion

Mega urban projects and smart city investments worldwide are creating large-scale demand. In India, the *Smart Cities Mission*, metro networks, and commercial hubs are major catalysts.

Vertical Growth from Rising Urban Density

Population pressures are pushing vertical development across global cities. In India's metros, limited land supply is accelerating the construction of high-rise residential and commercial towers, directly driving elevator demand.

Accelerating Shift Towards Smart & Automated Solutions

Global demand is being reshaped by AI, IoT, and digitally enabled elevators, with India rapidly adopting smart mobility and parking systems in large infrastructure projects.

Smart Parking System Market in (US Dollar)

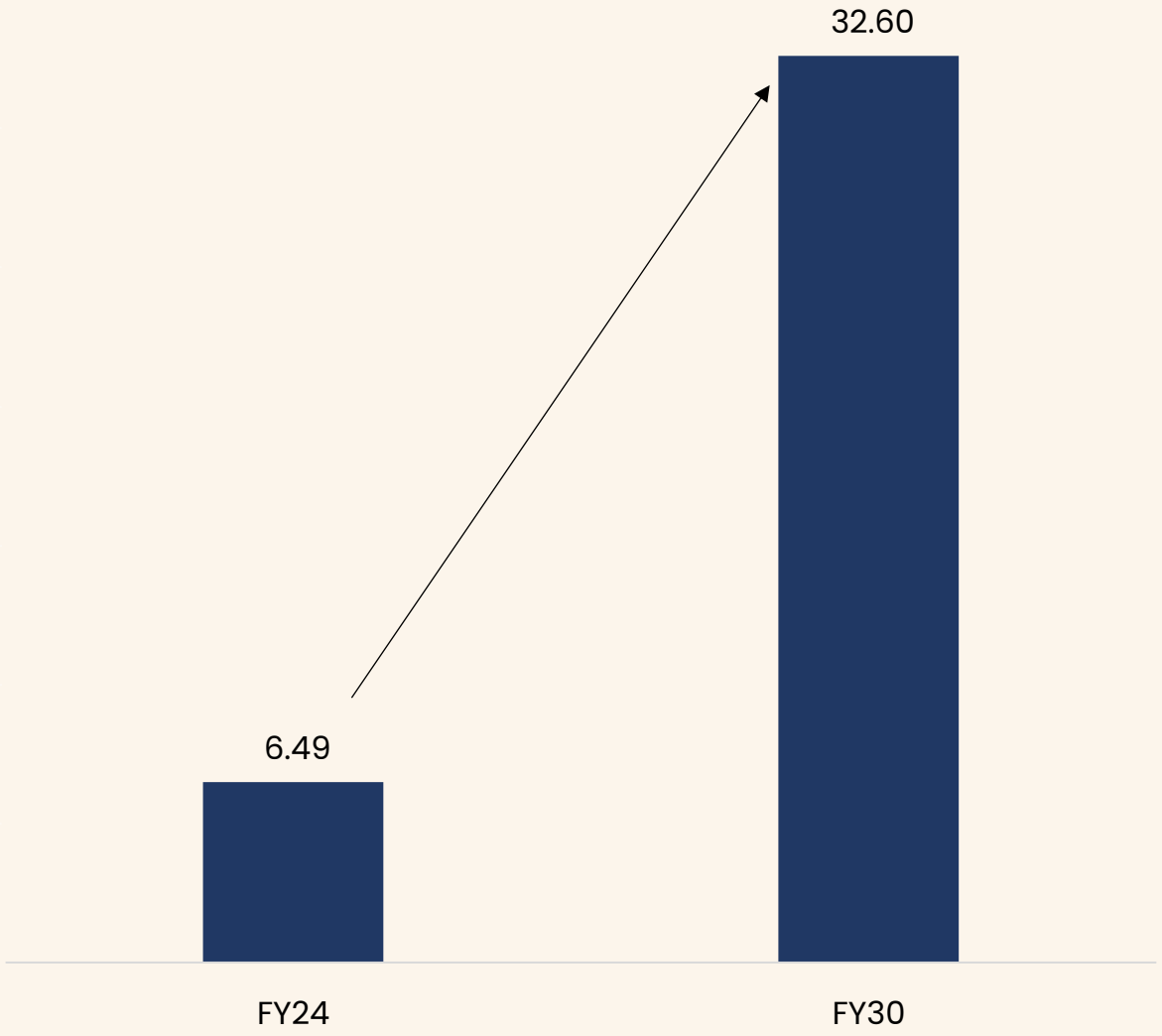

Source: DRHP

Financial Overview

Financial Highlights

L.T. ELEVATOR®

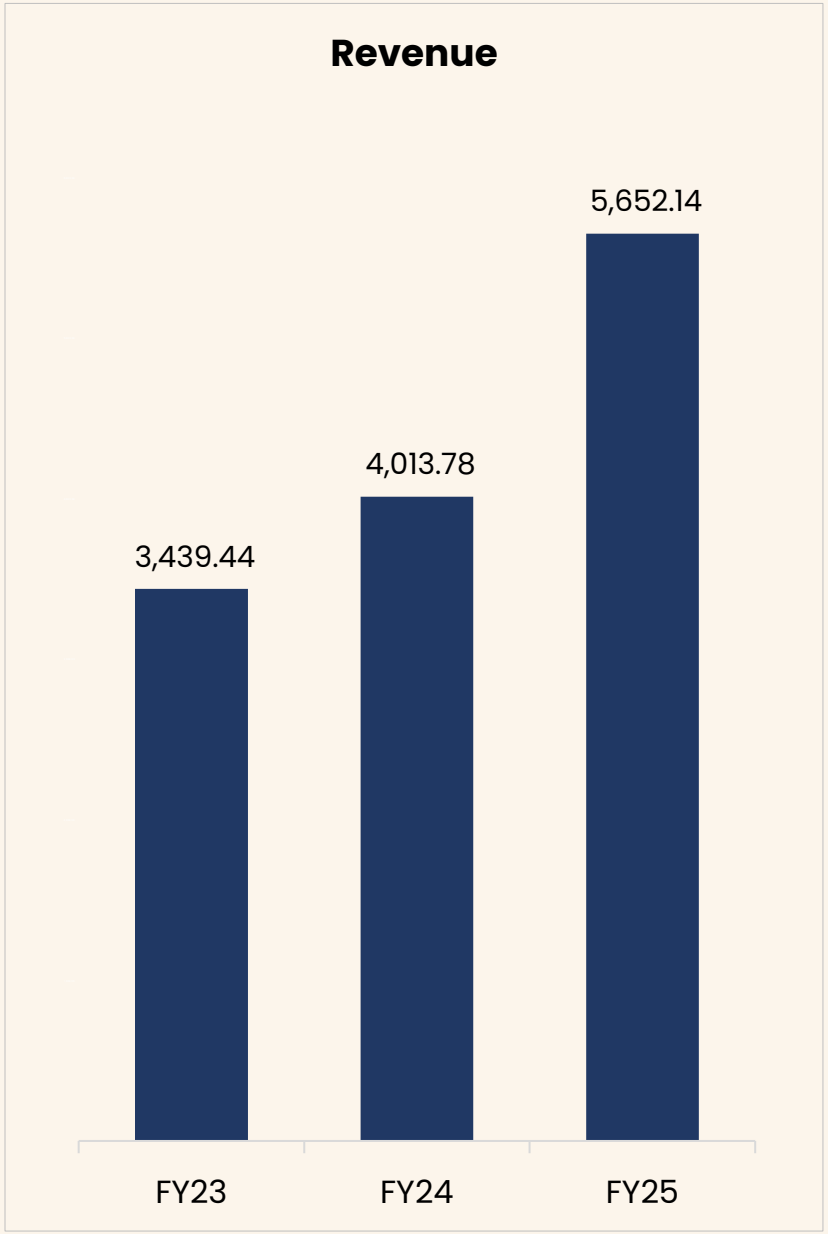

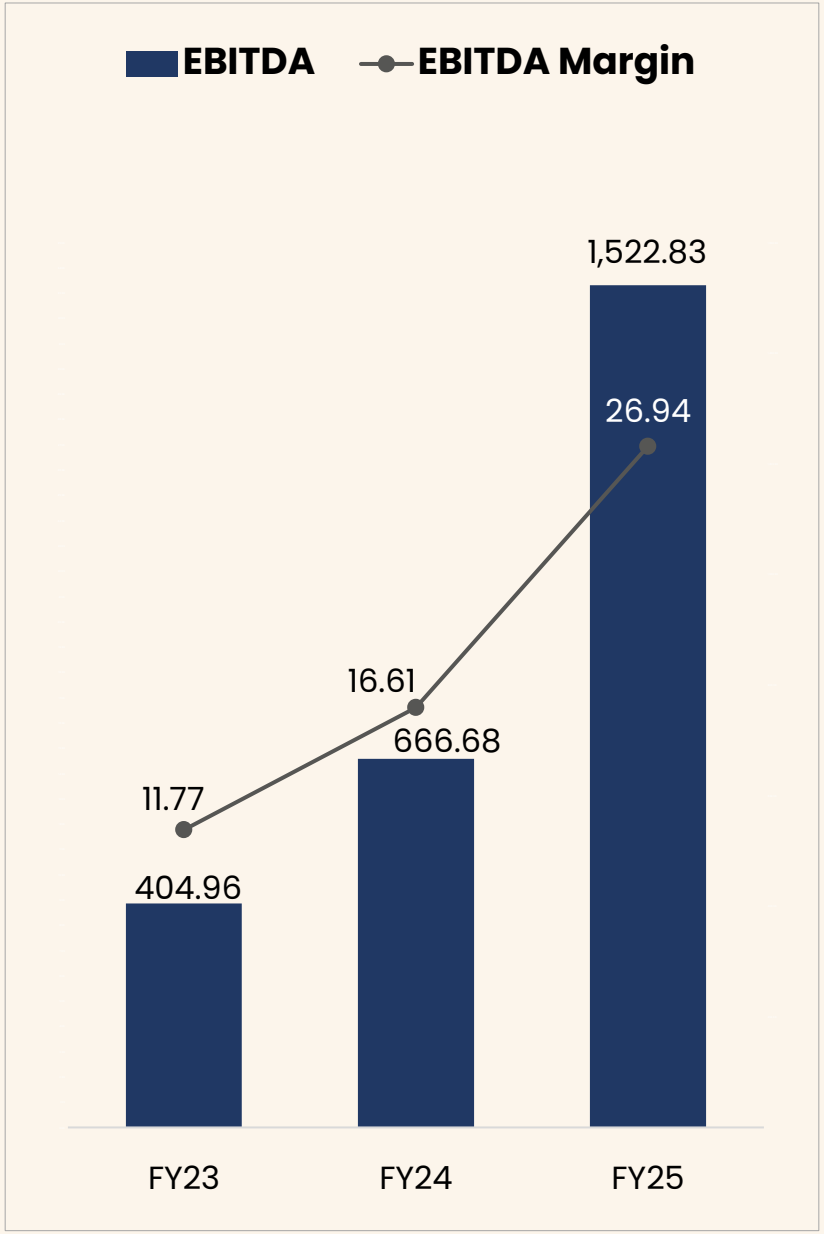

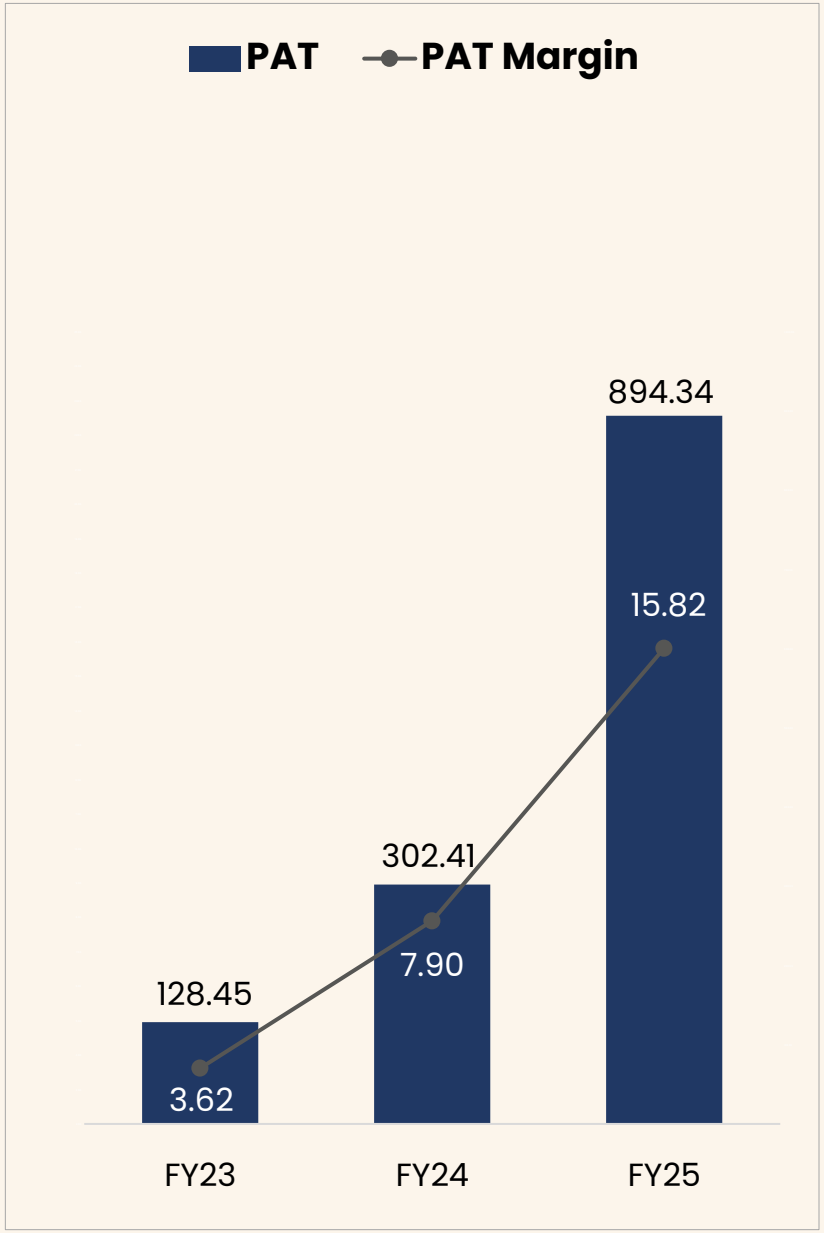

All Amount In ₹ Lakhs & Margins In %

Profit & Loss Statement

L.T. ELEVATOR®

In ₹ Lakhs

Particulars	FY25	FY24	FY23
Revenues	5,652.14	4,013.78	3,439.44
Other Income	21.77	49.69	33.88
Total Income	**5,673.91**	**4,063.47**	**3,473.32**
Raw Materials	2,313.93	1,873.01	1,738.78
Employee costs	982.36	765.60	748.45
Finance Costs	189.60	138.04	163.58
Depreciation	81.38	70.68	66.97
Other expenses	854.79	758.18	581.14
Total Expenditure	4,422.07	3,605.52	3,298.90
PBT	**1,251.84**	**457.95**	**174.41**
Tax	357.51	140.79	49.79
PAT	**894.34**	**317.16**	**124.63**
Minority Interest	0.00	0.00	0.01
Net Profit	**894.34**	**317.16**	**124.62**

Balance Sheet

L.T. ELEVATOR®

In ₹ Lakhs

Equities & Liabilities	FY25	FY24	FY23
Share Capital	1,366.71	460.88	460.88
Reserves	3,176.56	613.02	295.85
Net Worth	**4,543.27**	**1,073.90**	**756.73**
Minority Interest	0.00	0.00	0.17
Non Current Liabilities			
Non Current Borrowings	97.82	138.35	313.94
Long-Term Provisions	84.25	84.25	79.55
Total Non Current Liabilities	**182.07**	**222.60**	**393.66**
Current Liabilities			
Current Borrowings	1,632.36	1,263.30	1,050.05
Trade Payables	667.37	616.77	776.51
Short Term Provisions	369.42	128.23	67.81
Other Current Liabilities	1,304.88	973.52	1,222.94
Total Current Liabilities	**3,974.02**	**2,981.82**	**3,117.30**
Total Equities & Liabilities	**8,699.35**	**4,278.33**	**4,267.70**

Assets	FY25	FY24	FY23
Non Current Assets			
Fixed Assets	844.72	822.16	1,132.44
Goodwill	1,057.98	0.00	17.65
Non Current Investment	0.00	0.00	50.43
Deferred Tax Assets	49.01	42.55	41.01
Other Non Current Assets	289.71	95.24	176.34
Total Non Current Assets	**2,241.42**	**959.96**	**1,417.88**
Current Assets			
Inventories	3,032.11	1,219.51	850.29
Trade Receivables	2,193.93	1,139.23	1,182.99
Cash & Bank Balance	427.42	404.40	409.30
Short Term Loans & Advances	654.44	279.47	269.17
Other Current Assets	150.03	275.77	138.06
Total Current Assets	**6,457.94**	**3,318.37**	**2,849.82**
Total Assets	**8,699.35**	**4,278.33**	**4,267.70**

Cash Flow Statement

L.T. ELEVATOR®

In ₹ Lakhs

Particulars	FY25	FY24	FY23
Cash Flow From Operating Activities	(278.45)	(281.84)	327.25
Cash Flow From Investing Activities	(625.92)	198.39	(51.01)
Cash Flow From Financing Activities	895.17	81.65	(231.75)
Net Increase/(Decrease) In Cash & Cash Equivalents	**(9.20)**	**(1.79)**	**44.48**

Key Ratios

L.T. ELEVATOR®

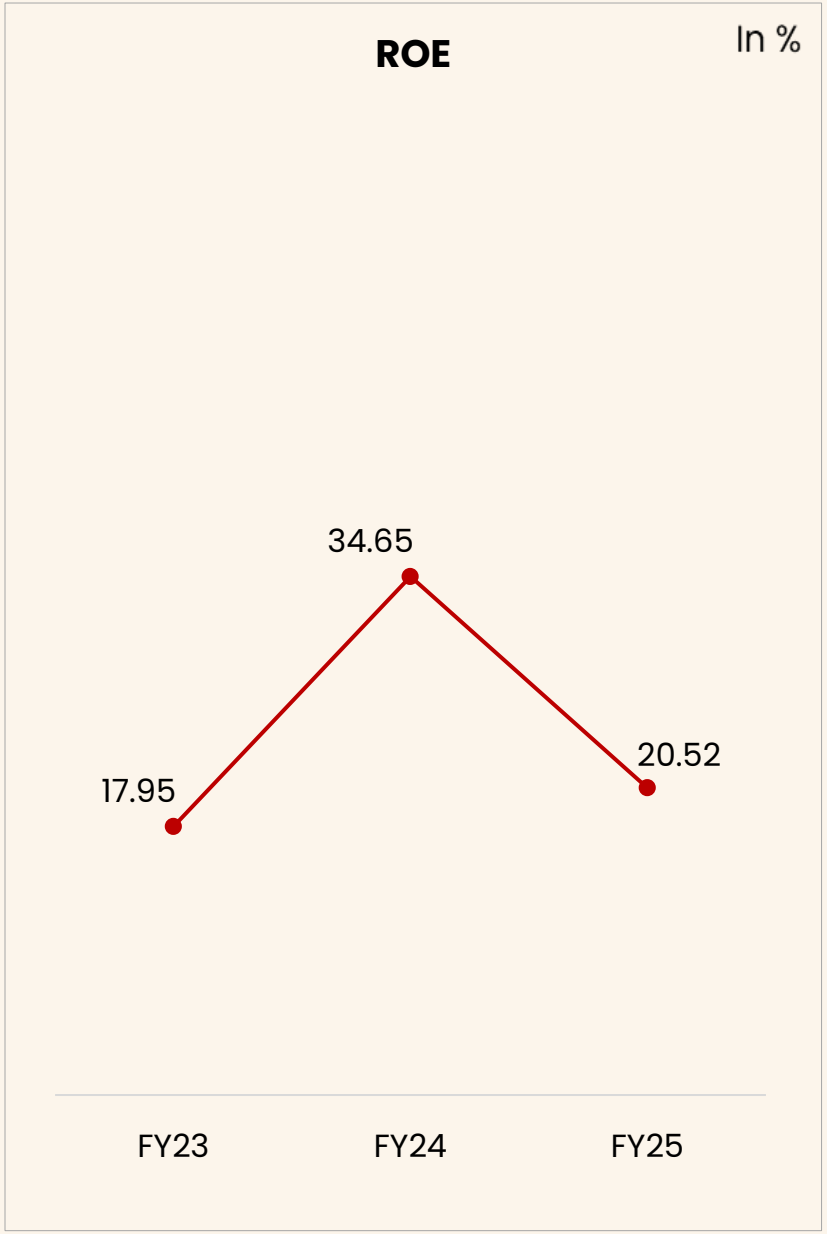

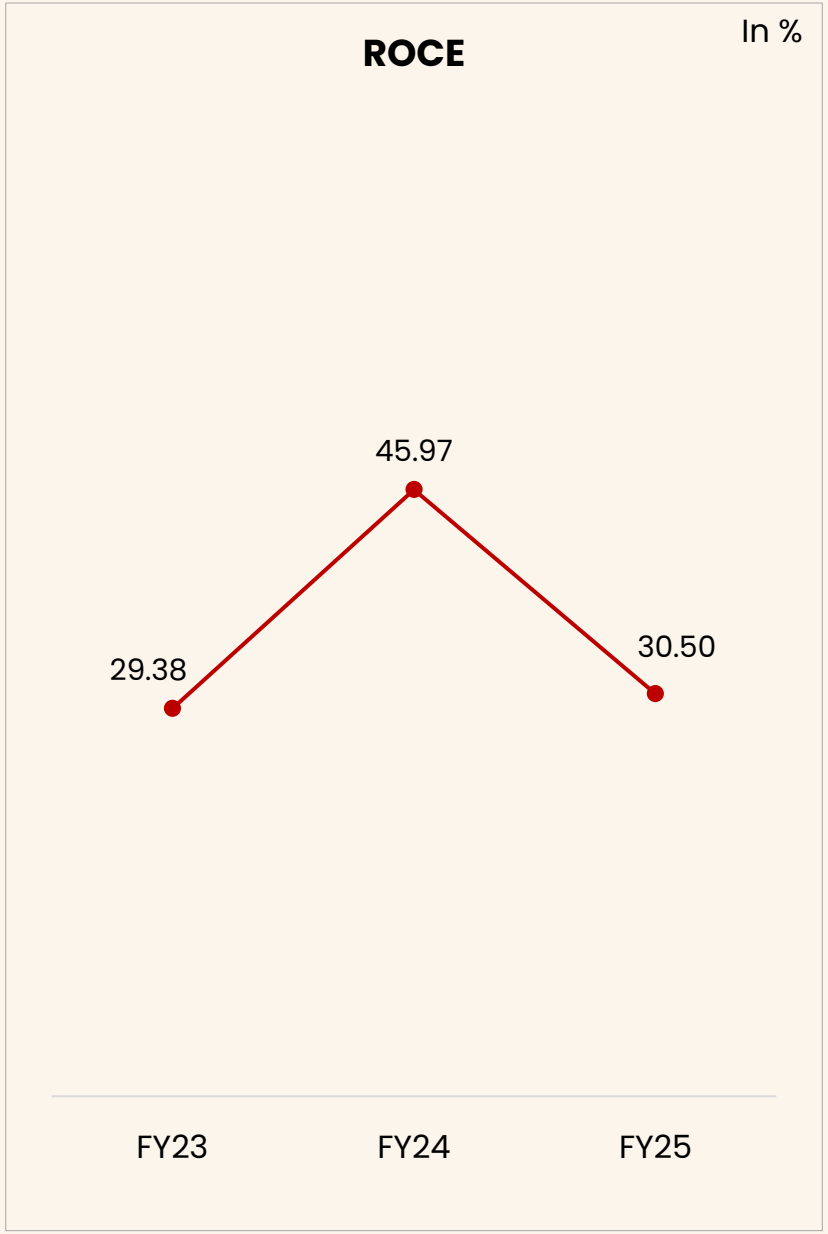

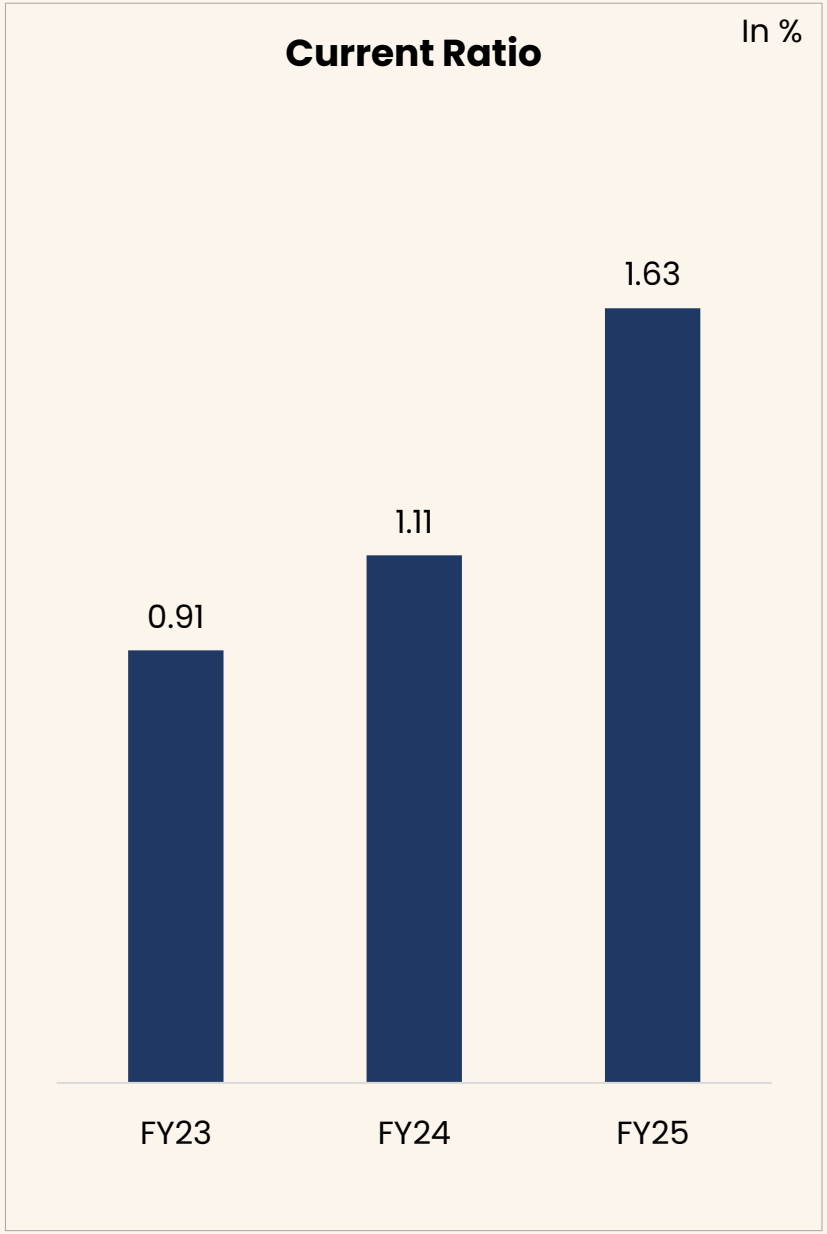

All Margins In %

Key Ratios

L.T. ELEVATOR®

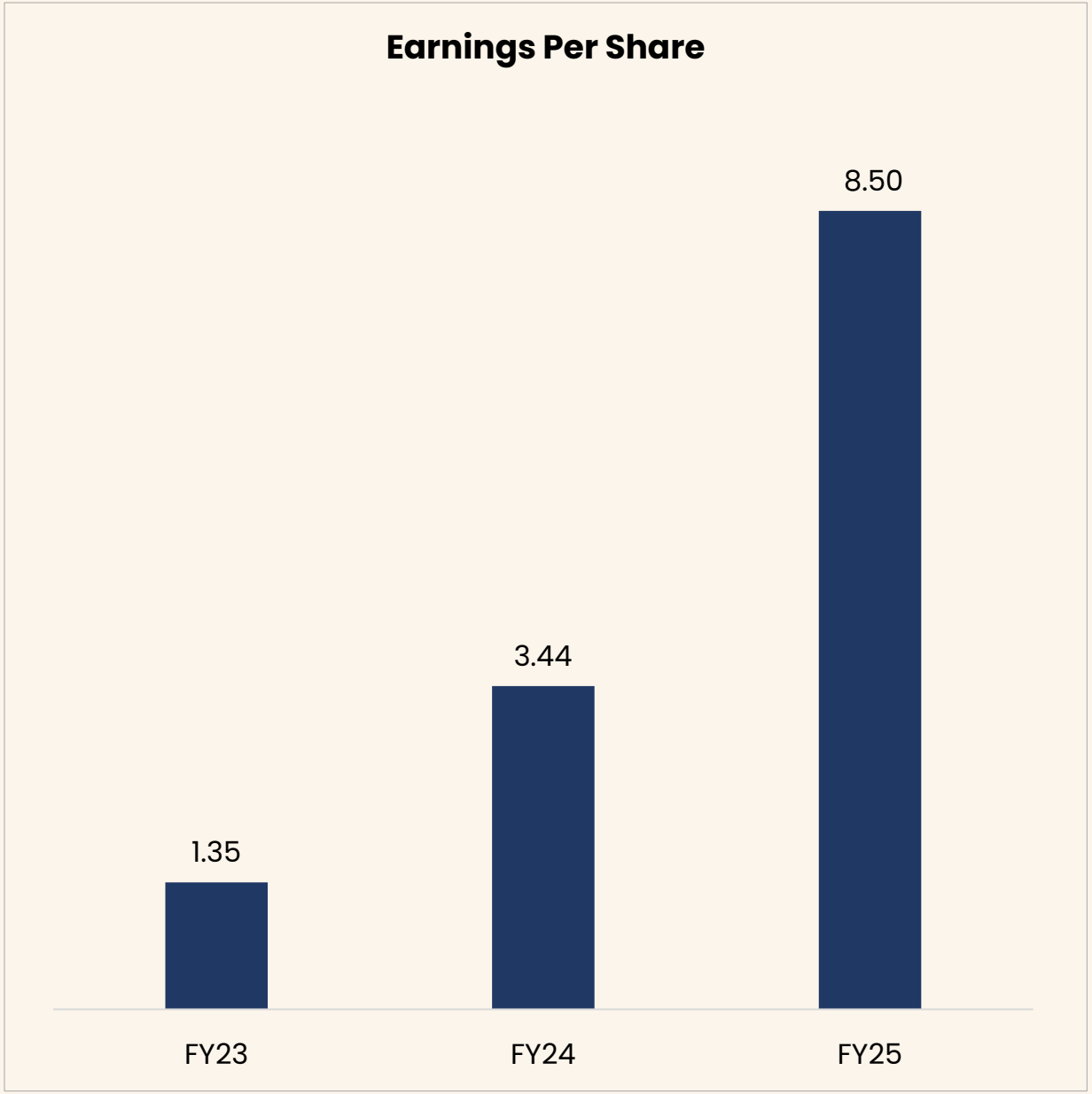

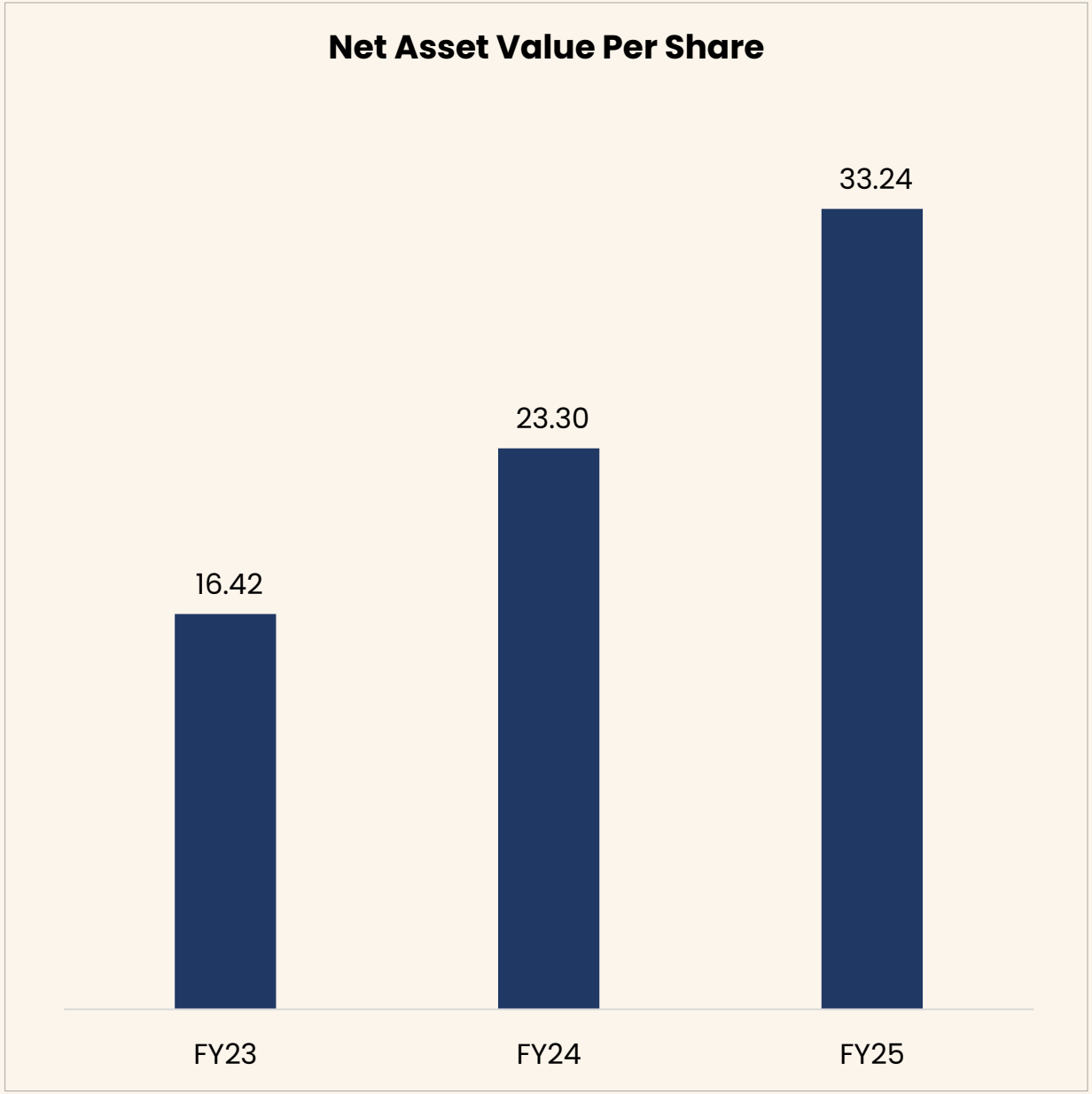

Amount In ₹

Issue Overview

Issue Details

L.T. ELEVATOR®

Anchor Bidding	Thursday, September 11, 2025
Issue Opening	Friday, September 12, 2025
Issue Closing	Tuesday, September 16, 2025
Total Issue	Upto 50,48,000 Equity Shares
Face Value	₹ 10/- Each
Issue Size	₹ 39.37 Cr (At Upper Price Band)
Price Band	₹ 76 - ₹ 78 Per Share
Lot Size	1,600 Equity Shares
Listing On	BSE SME
Book Running Lead Manager	Horizon Management Private Limited
Registrar To The Issue	Cameo Corporate Services Limited

Shareholding Pattern

L.T. ELEVATOR®

Pre Issue Holding		
Promoter & Promoter Group	1,20,17,328 Equity Shares	85.14%
Public	20,97,727 Equity Shares	14.86%
Post Issue Holding		
Promoter & Promoter Group	1,20,17,328 Equity Shares	62.71%
Public	71,45,727 Equity Shares	37.29 %

Issue structure

L.T. ELEVATOR®

QIB Anchor	Upto 14,36,800 Equity Shares
QIB	Upto 9,60,000 Equity Shares
NII	Up To 7,20,000 Equity Shares
Individual investors	Not less than 16,78,400 Equity Shares
Market Maker	2,52,800 Equity Shares
Pre Issue Equity Shares	1,41,15,055 Equity Shares
Post Issue Equity Shares	1,91,63,055 Equity Shares
Post Issue Implied Market Cap	₹ 149.47 Cr (At Upper Price Band)

Objects Of The Issue

L.T. ELEVATOR®

Issue Proceeds	
Particulars	**₹ In Lakhs**
Gross Proceeds From The Issue (At Upper Band)	Up To [XXX]
Less: Issue Related Expenses	[XXX]
Net Proceeds Of The Issue To The Company	[XXX]
Utilization Of The Net Proceeds	
Working Capital Requirements	Up To 2,000.00
Investment in subsidiary Park Smart Solutions Limited, for funding of its working capital requirement	Up To 800.00
General Corporate Purposes	[XXX]

Path Ahead

Driving Sustainable Growth Through Strengths

L.T. ELEVATOR®

- **Leading Customized Elevator Manufacturer:** Strong brand presence with 'L.T. Elevator' and 'Park Smart' in eastern India; trusted for safe, tailored vertical transportation solutions
- **Geographical Presence & Cost Advantage:** Manufacturing and assembly in South 24 Parganas, West Bengal; registered office in Kolkata; abundant skilled labor ensures cost-effective production
- **Quality Assurance & Control:** Dedicated QA/QC teams perform rigorous inspections from raw materials to finished products; ISO 14001:2015 certified
- **Strong Client Relationships:** One-stop solution provider including manufacturing, installation, and maintenance; high customer retention and repeat business; significant revenue from top clients (Top 10: 27.55%, Top 5: 21.40% of revenue as of FY25)
- **Timely Order Fulfillment & Cost Efficiency:** Streamlined sourcing, production, and supplier relationships ensure prompt delivery and optimized costs
- **Experienced Management Team:** Led by Arvind Gupta (MD) with 38+ years of industry experience; professional team with technical, operational, and business expertise
- **Marquee Clients:** Trusted by public sector undertakings, private enterprises, and real estate companies for customized vertical transportation solutions
- **Post-Sale Service & Support:** Maintenance contracts, on-site support for up to 18 months free; strengthens long-term client relationships

Strategic Roadmap to Industry Leadership

L.T. ELEVATOR®

Market Penetration & Geographic Expansion

- Strengthen presence in existing markets and expand to untapped domestic regions
- Leverage sub-geographic penetration and product/market diversification to mitigate risk

Product Diversification & Innovation

- Embrace new technologies for advanced and safe vertical transportation solutions
- Develop new elevator variants tailored to diverse industry needs

Quality Control Focus

- Rigorous QC from supplier selection, component inspection, testing, to final product evaluation
- Ensures reliability, safety, and customer trust

Marketing Strategy

- Deep understanding of customer preferences to drive loyalty
- Strengthen marketing team with industry expertise for wider national reach
- Quality of products serves as a core marketing tool, especially in eastern and northeastern India

Client Relationship Management

- Maintain strong relationships with existing clients to secure repeat and maintenance contracts
- Leverage client trust to gain new contracts and business opportunities

Operational Efficiency & Cost Reduction

- Optimize resource utilization, worker skill development, and service processes
- Implement innovative concepts and effective planning to reduce costs while maintaining service quality
- Identify and address procurement and process bottlenecks to enhance efficiency

SWOT Analysis

L.T. ELEVATOR®

Strengths

- Manufacturing plant equipped with latest machineries and technology to design, manufacture and install our products
- Experienced and technically advanced manpower
- Strong brand recognition and reputation for excellence in manufacturing of customized elevators.
- Wide range of products offered
- Strong relationship with international suppliers of raw materials.
- Well-equipped R&D and quality control process

Weaknesses

- Dependence on a small pool of key personnel
- Limited financial resources, which may hinder the ability to invest in new large government projects
- Limited marketing resources, which can make it difficult to compete with larger players with greater marketing budgets

S W
O T

Opportunities

- Government initiative and focus on installation of elevators at railway stations and smart cities for public usage
- Increasing demand for elevators for residential projects
- High infrastructure needs in the country given the government initiatives and use of elevators in government infrastructure projects

Threats

- Intense competition from large players
- Rapidly evolving technology, which requires continuous investment to stay competitive
- Regulatory changes or legal challenges, which can impact the ability to distribute content or access certain markets

Investment Rationale

L.T. ELEVATOR®

Marquee Clients & Strong Relationships
Trusted by public and private sector clients; one-stop solutions and post-sale services ensure high retention and repeat business.

Leading Market Position & Recognizable Brands
Pioneering manufacturer of customized elevators and multi-level parking systems in eastern India, with strong brands 'L.T. Elevator' and 'Park Smart'.

Diverse Product Portfolio & Future-Ready Solutions
Offers manual, semi-automatic, automatic elevators and multi-level automated parking systems addressing urban space and technological needs.

Favorable Industry Dynamics & Sustainable Growth Potential
Growing demand from residential, commercial, and government projects, supported by smart city initiatives, ensures long-term value creation.

Investment Rationale

Robust Manufacturing & Operational Efficiency
Advanced plant in West Bengal ensures cost-effective production; streamlined processes optimize resource utilization and timely order fulfillment.

Experienced Management Team
Led by MD Arvind Gupta with 38+ years of industry expertise, supported by a skilled, professional team.

Quality & Innovation
ISO 14001:2015 certified QA/QC system and in-house R&D drive technological advancement and product reliability.

Strategic Growth Focus
Expansion into untapped geographies, product diversification, and market penetration to seize new opportunities.

Thank You

L.T. ELEVATOR®

L. T. ELEVATOR LIMITED

Capricorn Nest 3, GobindaAuddy Road,
Kolkata – 700 027, West Bengal, India.

+91 332 448 0447

cs@ltelevator.com

www.ltelevator.com

Horizon Management Private Limited

56 E Hemanta Basu Sarani, Stephen
House, 4th Floor, Room No. 62,
Kolkata – 700 001, West Bengal, India.

+91 33 4600 0607

smeipo@horizon.net.co

www.horizonmanagement.in

Design and Content by AKMIL